



The Reporter



The Official Newsletter of IPMS/Lakes Region Scale Modelers www.lakesregionmodelers.com

April 2019

Meeting Musings - April 2019

By Tom Reese

Our March meeting build night was well attended with no open seats in the house! It was great to see everyone and the variety of modeling subjects being worked on. That said the actual progress made ranged from some serious building (Logan Hungerford) to not single piece touched (Robert Raver). In Robert's defense he was busy with several other members discussing the finer points of figure painting with Dan Tisoncik. We are fortunate and always thankful to have talented modelers like Dan share their knowledge so we can all improve our skills. As for myself I think I glued two pieces together. I have no excuse for my lack of progress other than being tired that night.

As much as I know you all appreciate this newsletter to keep up with the goings on in our club we do have another great and I might argue better source, our Facebook group. If you haven't already checked it out search IPMS Lakes Region Scale Modelers on Facebook and then request to join.

I recently took down the original page and replaced it with a Facebook group. The reason for this is it is much easier for people to post on the group than it was the page. Now here is the catch. You have to have a Facebook account to find and join the group.



For those of you who have avoided joining Facebook I know there are a variety of reasons for not being involved in social media. I personally am not a big fan of social media but I am on Facebook. Full disclosure, I had to open an account to put up the group, lol. That said, there are a lot of other IPMS clubs with Facebook pages, an endless number it seems of hobby pages, reference material, and hobby companies just to name a few.

As for our group the posts are real time. No waiting for a newsletter. The day after our March meeting I posted all the pictures of the models on the show and tell tables. The day after that a video of what everyone was working on was uploaded. Several members have been regularly posting pictures of their latest work in progress and finished builds. People have shared links to other pages that detail modeling techniques.

Besides the newsfeed we also post events such as the monthly meetings and NIMCON 8. There is also a section to upload files to. In here you'll find PDFs of the newsletters, NIMCON forms, and more.

We have barely scratched the surface of what we can do with the Facebook group. With this we have the ability to reach a much wider audience to promote our club, NIMCON, and the hobby at large.

If you're already on Facebook and have joined the group thank you. Please continue post and share with your friends outside of our group. If you're not on Facebook please consider it. It is free and easy to set up.

Hope to see you on the Lakes group soon. Until then, happy modeling!

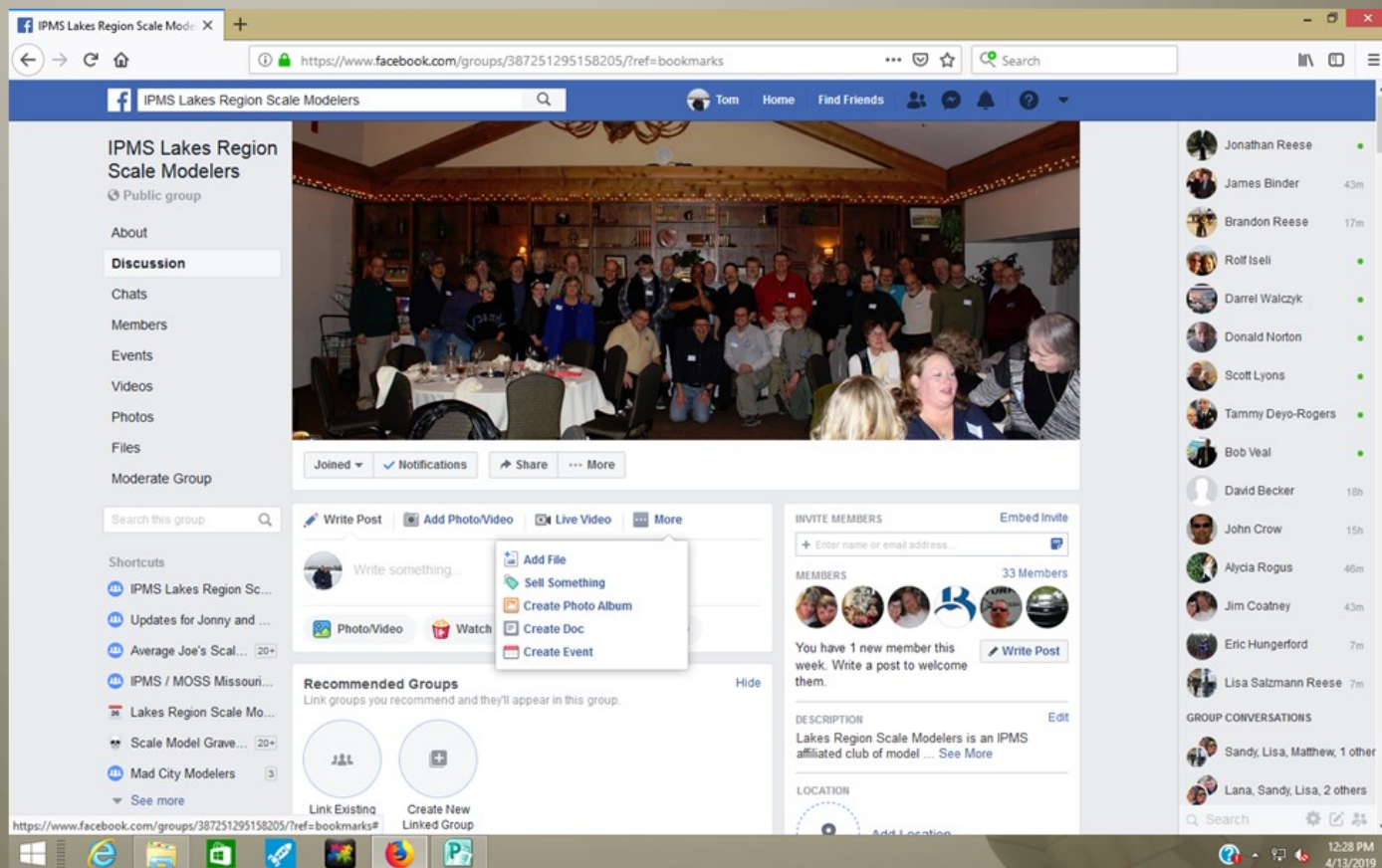


Table of Contents

President's Message	Pages 4 - 5
The Briefing Room	Page 6
Show & Tell	Pages 7 - 11
The Jeep - Part 1 By Don Norton	Pages 12 - 14
LRSM Calendar of Events	Page 15
Upcoming Shows & Contests	Page 16
Support your local hobby shops	Page 17
Join LRSM & IPMS USA	Page 18

President's Message

April 2019 President's Message for Newsletter

'Twas the Night Before Auction

*'Twas the week of the auction, when all through the stash
Modelers were debating, look at all that cash!
The stash piles were stacked against the basement wall
In hopes that we live long enough to build them all
The bench was a mess with many kits started
Each begun with gusto until we became half-hearted
And Mamma yelling down "You have so many kits"
With a force on my ears like the WWII blitz
When in the model room I heard such a loud crash
I leaped through the door to check on my stash
Leaping basement clutter wondering if my treasures were OK
I kicked the one of two cats out of the way
The room was a mess with pieces everywhere
One look around had me living a nightmare
When, what to my wondering eyes did I see
But another cat sitting on my P-51D
Get off of that model, do you know what I paid?
With aftermarket parts and every upgrade
His eyes darted back and forth as I moved in to capture him
When he leaped on the 1:200 Bismarck whilst my hand grazed his hind limb
Then he jumped from a Tiger and bent my Glue Looper
Before resting, only for a moment, on a WWII German Paratrooper
I grabbed for him whilst he chewed an English Tudor
Then I yelled, "Drop it right now or you'll be neutered!"
Through WWI and then the war in the Sahara
He had no mercy for any historical era
He jumped on the Millennium Falcon from the saga of Star Wars
And barely escaped with his manhood through the double doors
Taking stock of the situation I cried out aloud
Never again would a cat enter the model room, I vowed
Damn you Topsy, and good riddance Bandit
This organized mess you destroyed Momma never did understand it
The tweezers and blades and glue and the paint
Were so scattered around I showed remarkable restraint
Then I turned to look at four little eyes
Sitting in the doorway with a look that was so wise
"Oh master," my feline friends would say, "You have too many planes"
"And too many ships, tanks, figures and trains"
"You spend so much time yet only build six kits per year"
"So if you're to finish them all in this lifetime you better kick in into high gear"*

*"But, please pardon our candor, since you start more than you finish"
"We have an idea to help your treasured stash diminish"
"Why not donate them to the club auction – it's for a good cause"
And in the back of my head I heard what sounded like applause
Yes, it is a good cause – I won't ever build all of these items
Why not take my cats' advice instead of trying to fight 'em
I packed up Spitfires, King Tigers and even a ship
Seeing my stash shrink wasn't such an apocalypse
I felt great making room in my basement
Even if some would eventually lead to replacement
My heart grew three sizes as I loaded up my Jeep
And I felt my eyes but not even a weep
Giving back to the hobby is a good thing to do
It helps subsidize the cost of the holiday dinner, too
And as I was walking away from the cats
One came up to me and on my head he did pats
And he whispered in my ear with tiniest voice
"You made the selfless, good and noble choice"
"But we did not touch your workshop, oh great master"
"For it always looks like that disaster"*

The April meeting is our annual club auction – so please give and buy generously! See you on Friday, April 26 at the Lake in the Hills hangar (directions in this newsletter). Kit previews at 7:00 p.m. and auctions starts at 7:30 p.m. BYO water, snacks and CHAIRS! Model on.



THE BRIEFING ROOM

BY TOM REESE

Club Auction

Here are the directions to the auction. Bring your own chairs, drinks, snacks, and a table in case we need some. Members in good standing enter for free. For all others admission is \$5 or a donated model kit. See you there!

LRSM Auction Night - Friday, April 26, 2017

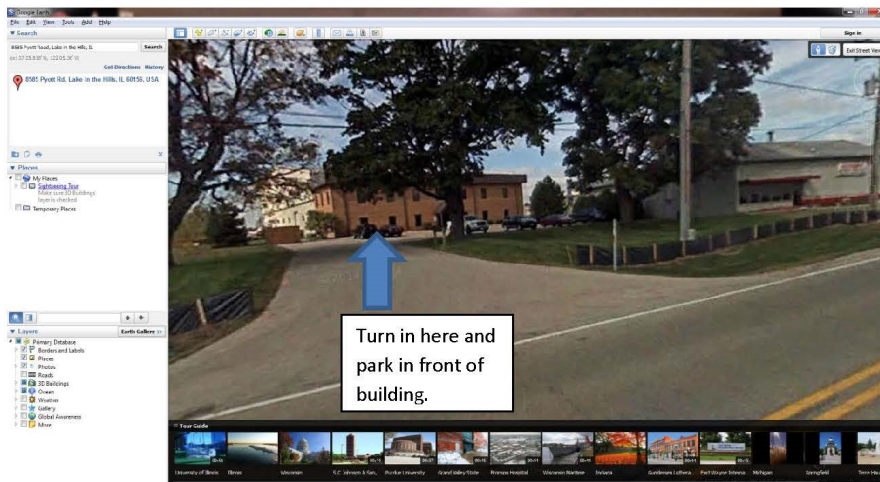
Preview Kits 7:00 p.m.

Auction starts 7:30 p.m.

8585 Pyott Road, Lake in the Hills

If lost, call John Graham (815) 353-2248

BRING YOUR OWN CHAIRS (and table too if you have one)



Show & Tell - Creature Feature; any model that has an animal or beastly name

Photos courtesy of Tom Reese. Captions courtesy of Phil Pignataro

↓ Phil Pignataro: Hasegawa F9F-8 Cougar 1/72:

This is an older Hasegawa kit built basically OOB with some cockpit detail added. Gunze Sangyo paints used throughout and finished with aftermarket decals.



Phil ↑ Pignataro: Hasegawa Jaguar E 1/72: Another older Hasegawa kit which fits this month's theme. A nice kit with good fit but lacking cockpit detail. Model depicts the desert camouflage used by the French AF during the mid-1980's in Chad. I used Tamiya and Gunze paints with decals scavenged from my box of spares.

↓ Art Giovannoni: Fujimi NA P-51D Mustang "Old Crow" 1/48:

Art built this model for a contest Al Jones sponsored at the IPMS/Richard Bong club in Milwaukee. Al supplies the models from his stash of older Fujimi kits. For his efforts, Art won a Morgan Silver Dollar as a prize.



↑ Art Giovannoni: Fujimi Me 109G 1/48: This was another kit Art entered in Al Jones' contest. Art had another winner, this time the prize was an uncirculated Silver Half-Dollar. Congratulations!

Show & Tell - Creature Feature; any model that has an animal or beastly name

Photos courtesy of Tom Reese. Captions courtesy of Phil Pignataro.



↑ **Art Giovannoni: Platz Douglas A-4F Skyhawk 1/144:** Walt Fink gave Art a small display case which Art returned with two 1/144 Skyhawks in it. These Platz kits are little gems. Art built one as "Lady Jessie" from VA-164 and the other as a machine from VA-153 "Blue Tail Flies." Both are with Viet Nam era markings.



↑ **Walt Fink: Revell/Germany E-2C Hawkeye 1/144:** Walt said sometimes big headaches come in small boxes when you don't have good eyesight. He built this OOB with some added cockpit detail too small to see. He used the kit decals and painted it with Gunze Sangyo acrylics.

↓ **William Wallace: Monogram/Revell F-15E Strike Eagle 1/48:** This is William's second F-15E, but this one represents the one that shot down an Iraqi Hind helicopter during the Gulf War. Though the model comes with a full weapons load, he chose to show it in a "clean" configuration. An OOB build.



↓ **William Wallace: Bandai Gundam "Penguin":** William constructed this kit OOB and displayed the smaller Gundam figure separately.



Show & Tell - Creature Feature; any model that has an animal or beastly name


Photos courtesy of Tom Reese. Captions courtesy of Phil Pignataro.

↓ **Mike Marchese: AMT Cobra (2 kits) 1/25:** These are the original AMT kits which require a lot of work. The first one is painted in what Mike calls "washing machine" gray while the other one is awaiting the process to strip off the blue paint. WIP.



↑ **Mike Marchese: Revell VW Beetle 1/25:** Mike continues with his penchant for revitalizing older kits with this VW that needs a lot of work. Another WIP.

↓ **Matt Stowell: Polar Lights "King Kong":** This model is the epitome of our monthly theme. Matt used craft paints on the kit and dry brushing to achieve the "silver back" look he wanted. He said this model captures the facial features of the character from the original "King Kong" movie of 1933.



↑ **Fred Dreobl: Airfix Stegosaurus:** This kit is a 1976 release which Fred built OOB. He used his standard technique of painting the entire figure black, then dry brushing on the main colors.

Show & Tell - Creature Feature; any model that has an animal or beastly name

Photos courtesy of Tom Reese. Captions courtesy of Phil Pignataro.



↑ **Fred Dreho**: **Airfix Ankylosaurus**: The second of Fred's dinos is another 1976 release. He applied paints the same way as the other model to this formidable looking herbivore.



↑ **Dan Tisoncik**: **Black Heart Enterprises The Mummy (1920)** 1/6: This is another resin figure Dan showed us. It also uses the light and dark technique. Dan brought out the detail in the mummy's wraps with acrylic washes. Good to see you at our meeting, Dan.

↓ **Don Norton**: **Dragon German Army Feldgendarm 1/16**:

Don told us WW II German Army MPs were identified by a distinctive chest plate (gorget) hung around the neck with a chain. Hence, the troops nicknamed them "Kettenhunde" or "Chaindog." He used enamel paints on this model.



↓ **Dan Tisoncik**: **Black Heart Enterprises Frankenstein 1/6**: Dan painted the model to have lighter and darker sides to add more interest to the figure. This is a common technique used by European figure painters. Dan also paints his figures all black to begin with, but uses acrylic paints.



Show & Tell - Creature Feature; any model that has an animal or beastly name

Photos courtesy of Tom Reese. Captions courtesy of Phil Pignataro.

↓ **Ned Ricks: United Empire Enterprises "Polish Gentleman - 1637" 1/9:** Based on a painting by Rembrandt, this is one of several figures available that are 3D representations of a 2D classic picture. Ned used artists' oils and enamels to paint this model. To achieve the shine on the gems on the figure, Ned used automotive paints.



→ **Jeff Spitz: HobbyBoss Spitfire Mk. Vb 1/32:** This is a WIP. Jeff used materials from Woodland Scenics for the base as well as the snow. Given the weather we've had lately, the diorama looked right at home.



↑ **Ned Ricks: Mitches Military Models "Bear Man" from True Grit (2010) 200mm:** This figure is one of a set of three busts from the movie - Jeff Bridges (Rooster) and Matt Damon (LeBoeuf) are the others. Ned said he had to do lots of dry brushing to get all that fur to look authentic.



The Jeep - Part 1 by Don Norton

The humble little Jeep played a major role in winning WW II. It was used by all the services, and all the allied nations. It is the perfect model for anyone who doesn't normally build military vehicles, it can be used in any diorama with any allied aircraft, and models are available in all scales, from 1/72nd to 1/6th.

A while back Walt Fink sent me a collection of Jeep photos and suggested they may serve as a basis for an article in our newsletter. So here is the first of a 3-part series on the versatile Jeep.

In the mid- 1930's the US Army began looking for a suitable vehicle that could be used for scouting, with cross-country capabilities. Scouting was the only use they could foresee for the proposed vehicle, nobody imagined the hundreds of roles the Jeep would fill. Initially they considered motorcycles, however those vehicles have limited payloads. A call went out to manufacturers and only two companies provided designs, Bantam and Willys.

The Bantam design was chosen in 1940. While very different from the final Jeep design, freelance designer Karl Probst is considered the creator of the American Jeep. Bantam was a small company with limited manufacturing capabilities, so Willys and Ford were offered contracts as well.

Each manufacturer produced slightly different vehicles, Bantam's BRC, Willys MA and Ford's GP had their strengths and weaknesses, however, Willys was the low bidder and won the contract. Still, Ford had the greatest production capabilities, so Ford began production on the Willys design. The Ford Jeep designation of GP is often mistaken to mean "General Purpose" which is incorrect, remember, these were still being built as scouting vehicles. The G stands for Government contract, the P is Ford's designation for 80 inch wheelbase. Later the designation GPW was given to Ford Jeeps, the W stood for Willys engine. It is unclear where the name Jeep came from, the GP from Ford did not appear until the Jeep had already been given this nickname.

Production began just in time for the US to enter WW II. More than 640,000 Jeeps would be built.

The Bantam BRC 40. This is Bantam's final design, very close to what we know as a Jeep. The grill is made from iron bars, and headlights are mounted on fenders. Bantam would produce 2675 vehicles with many going to allies such as the Soviet Union and Britain through lend lease.





A very early Willys Jeep. Notice the grill design, and fender braces in front. This vehicle also has headlights on the fenders. Above the grill is the Willys logo. Early Willys and Ford Jeeps had logos on them. These were eliminated and eventually the Willys and Ford vehicles would be identical.

The final design of the Jeep with stamped grill, which was created by a Ford engineer. It was found to be cheaper and lighter. One of the specifications for the Jeep was that a mount for a .50 or, in this case, a .30 caliber machine gun could be fitted.



Maintenance on Jeeps was simple. With service racks being in short supply in the Pacific, the light vehicle could be tipped on it's side by a few men, who could then work on the vehicle's underside.

With huge numbers of Jeeps to be needed for the invasion of Europe, a number of Jeeps were boxed up in crates for easier shipping. They were assembled at Tidworth in England, with a finished Jeep driving out every 3 minutes. The above photo is a recreation, but shows how the partially built vehicles arrived. There is a myth that boxed Jeeps still exist and at one time in the 1950's you could buy one for \$50. These ads did exist in the backs of magazines, but they were simply a come-on to buy a surplus catalog.



Jeep cheesecake! Actress Donna Reed, who would later star in *It's a Wonderful Life*, demonstrates how gracefully she can get into a Jeep.



<p>JANUARY 2019</p> <p>No Monthly Meeting</p> <p>Holiday Party & Club Contest Saturday January 26th at The Golf Club of Illinois</p>	<p>FEBURARY 22nd 2019</p> <p>Monthly Meeting</p> <p>Theme - Cold War 1960-1990; any subject used during the Cold War</p> <p>Program - Larry Johnson Memorial Auction to help the Johnson family</p>	<p>MARCH 22nd 2019</p> <p>Monthly Meeting</p> <p>Theme - Creature Feature; any model that has an animal or beastly name</p> <p>Program - Build Night</p>
<p>APRIL 26th 2019</p> <p>Annual Club Auction</p>	<p>MAY 28th 2019</p> <p>Monthly Meeting</p> <p>Theme - The Italians are Coming!; anything Italian</p> <p>Program - Basics of judging – in advance of NIMCON</p>	<p>JUNE 28th 2019</p> <p>Monthly Meeting</p> <p>Theme - D-Day models</p> <p>Program - Build Night</p>
<p>JULY 26th 2019</p> <p>Monthly Meeting</p> <p>Theme - Real space salute to Apollo 11 / first man on the moon 50th</p> <p>Program - Colorado Railroad Museum Visit by Phil Pignataro</p>	<p>AUGUST 23rd 2019</p> <p>Monthly Meeting</p> <p>Theme - Models inspired by movie or a book</p> <p>Program - Decals Decoded by Walt Fink</p>	<p>SEPTEMBER 25th 2019</p> <p>Monthly Meeting</p> <p>Theme - Bring in your current WIP for build night Show and Tell</p> <p>Program - Build Night</p>
<p>OCTOBER 18th 2019</p> <p>Monthly Meeting</p> <p>Theme - Inspirations; any model built after being inspired by the real thing or someone</p> <p>Program - Churchill Underground War Bunker by John Graham</p>	<p>NOVEMBER 22nd 2019</p> <p>Monthly Meeting</p> <p>Theme - Extreme aftermarket / scratch built models</p> <p>Program - Oil Dot Filter Weathering by Robert Raver</p>	<p>December 27th 2019</p> <p>Monthly Meeting</p> <p>Theme - Sci-Fi rules – in honor of Star Wars Episode IX premiere</p> <p>Program - Build Night</p>



FLEACON 15

SCALE MODEL SHOW AND CONTEST



APRIL 27 2019

Special Categories:

- Best Theme
- Best of Show
- Best of Each Category
- Best Japanese Subject
- Best Vietnam Subject

FOLLOW THE SIGNS
MONTICELLO BERNDEN CENTER
766 North Maple Street
Monticello Iowa 52310

REGISTRATION: 8am to Noon
JUDGING: 8:30am - 12pm
AWARDS: 3pm

ENTRY FEES
1-3 Models \$10.00
4 Models \$13.00
5 Models \$16.00
6 Models \$19.00
JUNIORS FREE

FREE TO EXHIBIT

Check out
www.lippischmodelclub.org
for more information

Lunch on Site
Lodging Nearby

VENDORS: \$25.00 per table
Vendors can set up
after 7 pm on April 26

IPMS CEDAR RAPIDS DR. ALEXANDER LIPPISCH

Northwoods Scale Model Phanatics presents the 6th. annual,
"Spring In The Pines"
Model contest & Swap Meet
Saturday May 4, 2019



Eagle River Masonic Lodge
610 E. Division St.
Eagle River, WI 54521

69 TROPHIES UP FOR GRABS!

Time: 9:00 AM until 4:00 PM

Entry Fee: Adults: \$10.00 for the first 12 models, and \$1.00 for any additional models.
Juniors & Intermediates: \$5.00 for any number of entries. Each entrant
receives a free raffle ticket. **"FREE TO THE PUBLIC"**

Other Activities: Large Raffle, Make & Take for the Kids, Large Swap Meet

Special Awards: Ford Model T, Between The Great Wars Airplains 1919-1938, Best of Show,
Peoples Choice, Most Innovative model (Traveling Trophy) , "Golden Tiger"
Presidents Pick for best German Armor Subject (Traveling Trophy)

Categories: Autos; Street Stock, Racing, custom

Trucks; Light duty, Commercial

Armor; WWII Allied, WWII Axis, Post WWII, Soft Skin, Other

Aircraft; Large Scale, 1/48 Scale, 1/72 and Smaller Scale, Rotary Wing

Ships, Figures, Dioramas, Si-Fi & Real Space, Misc., Out Of Box (must display
instructions with model), Open Junior(up to 17 years)

**Judging from 12:00-3:00; awards for First, Second, and Third in each category presented at
3:00. Northwoods Scale Model Phanatics rulings are final!**

For information, contact: Tom Foerster (715) 479-4988 email; foersterm@yahoo.com
Vendor Information, Jim Unger (715) 420-0072 email; ungerjp@charter.net

**Modelers, get busy and start building that trophy winning model and bring it to
the "Spring in the Pines" Contest!!!**

NIMCON 8

June 6th 1944

D-Day

75th Anniversary

Saturday, June 22, 2019
9:00AM to 5:00PM

McHenry County College
8900 US Highway 14, Crystal Lake, Illinois

Gold/Silver/Bronze Open Judging
13 "BEST OF" Awards
PLUS A SPECIAL AWARD for Best D-Day Subject

General Admission is \$5; Children 12 and under FREE;
Active Duty Military & First Responders FREE with valid ID

Contest Registration: \$10 for admission & 5 models;
additional models are \$1 each

Gigantic Raffle/Huge Vendor Area/ Food By WGW Foods,LLC

Visit: www.lakesregionmodelers.com
for news, forms, and updates also see us on Facebook

WAS IT OVER WHEN THE GERMANS



BOMBED PEARL HARBOR?

COMING SOON!

IPMS-USA National Convention
Chattanooga, Tennessee
August 7-10, 2019



Fine Plastic Model Kits

- #1 Source for Private Airplane Models
- Makers of the finest Titanic Model available



America's Best Train & Hobby
 865 Maplewood Itasca, IL 60143
 630-467-1102



Hobby Town USA of Schaumburg
 247 W Golf Rd Schaumburg, IL
 847-490-0900



Royal Hobby Shop
 3920 E State St, Rockford, IL 61108
 (815) 399-1771



Hobby Town USA of Rockford
 3782 N Alpine Rd, Rockford, IL 61114
 (815) 282-0727

JOIN/RENEW LAKES REGION SCALE MODELERS

Name _____ Telephone (_____) _____

Address: _____ E-mail: _____

City: _____ State _____ Zip: _____

IPMS membership # _____ Exp. Date _____

Additional Family Members: _____

Do not publish in the membership list:

- Address
 Telephone number
 E-mail

SEND TO: Tom Reese
 1300 Meghan Ave.
 Algonquin, IL 60102

Dues: \$10.00 per year Make checks payable to Lakes Region Scale Modelers**IPMS/USA MEMBERSHIP FORM**

IPMS No.: _____ Name: _____

Address: _____ If Renewing _____ First _____ Middle _____ Last _____

City: _____ State: _____ Zip: _____

Phone: _____ E-mail: _____

Signature (required by P.O.) _____

Type of Membership Adult, 1 Year: \$30 Adult, 2 Years: \$58 Adult, 3 Years: \$86 Junior (Under 18 Years) \$17 Family, 1 Year: \$35 (Adult + \$5, One Set Journals) How Many Cards? _____ Canada & Mexico: \$35 Other / Foreign: \$38 (Surface) Checks must be drawn on a US bank or international money orderPayment Method: Check Money Order

Chapter Affiliation, (if any): _____

If Recommended by an IPMS Member, Please List His / Her Name and Member Number:

Name: _____ IPMS No.: _____

IPMS/USAJoin or Renew Online at: www.ipmsusa.org

PO Box 56023

St. Petersburg, FL 33732-6023

IPMS/ Lakes Region Scale Modelers Chapter contacts**President** John Graham: email at cubflyer1940@yahoo.com**Chapter Contact:** Neil Butler email at ExcenMod@aol.com**Vice President:** Robert Raver email at rrraver@gmail.com**Newsletter Editor:** Tom Reese email at tlbjreese@att.net**Treasurer:** Tom Reese email at tlbjreese@att.net**Secretary & Membership Chairman:** Matt Stowell email at msstowell@comcast.net